


# Sterile - Safe - Secure

## The Blade Remover

by




## Designed for the safe removal and disposal of contaminated surgical blades

The Blade Remover allows for safe and easy removal of all sizes of scalpel blade from both No.3 and No.4 fitment handles assisting in the reduction of accidental sharps injuries amongst nursing staff and the associated risks of cross infection and exposure to blood borne pathogens.

Supplied sterile the Blade Remover can be included on the instrument tray within the OR and used at the site of the invasive procedure. The transparent nature of the material allows for 100% accountability of the blades used during the surgical procedure with each one safely encapsulated within an individual remover which may then be disposed of in an appropriate sharps bin or container.

Designed for single use and available Sterile in boxes of 50 and Non-Sterile in boxes of 100.



**The Surgical Blade Remover is designed for single use.**

**Swann-Morton®**  
SHEFFIELD ENGLAND

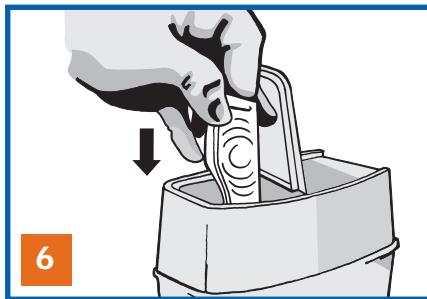
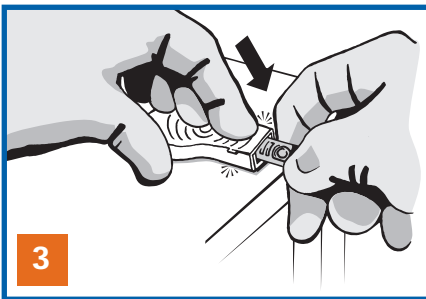
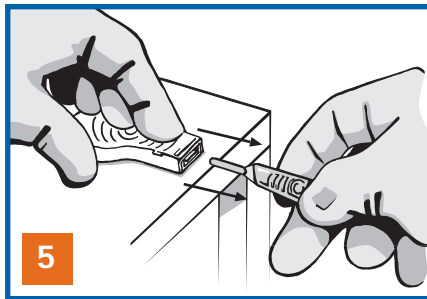
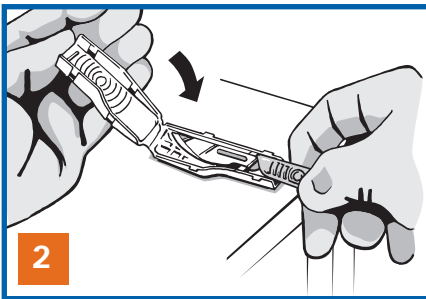
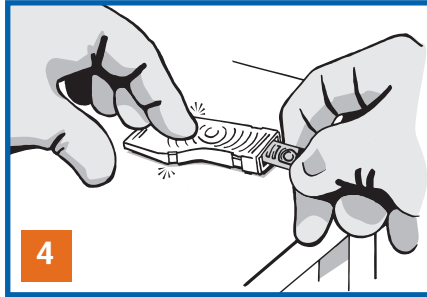
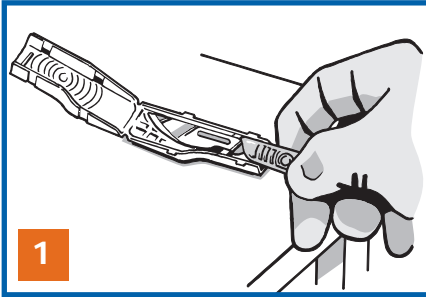


Scan this code for more product information

# Swann-Morton®

ONE OF THE WORLD'S LEADING SURGICAL BLADE MANUFACTURERS

## The safe, easy, secure and quick way to remove surgical blades.



- 1 Preferably place the open remover onto a stable flat surface and introduce the blade into the bottom section locating it over the blade shape outline.
- 2 With the blade located within the remover use the palm of your other hand to move the top of the unit over and onto the blade until it closes with an audible click.
- 3 Ensure the front set of locking tabs are now engaged by applying downward pressure with your fingers.
- 4 Now repeat this with the rear set of locking tabs.
- 5 Hold the remover with your thumb over the centre of the ring pattern and simply withdraw the handle.
- 6 The unit can now be disposed of in an appropriate sharps container.

Product	Product No	Unit	Product	Product No	Unit
Surgical Blade Remover - Sterile 50 Removers individually packed.			Surgical Blade Remover - Non-Sterile 500 (Bulk) & 100 Removers per box.		
For use with both No. 3 and No. 4 fitting handles			For use with both No. 3 and No. 4 fitting handles		
Blade Remover	5502	50 individually packed	Blade Remover	5503	50 Bulk packed
			Blade Remover	5505	Boxes of 100

and the 'ring pattern' logo are registered trademarks of Limited and related companies. The products shown are manufactured for use by trained health care professionals and can cause injury if used or handled incorrectly. The information and illustrations used in connection with the products shown on this leaflet are for general guidance only and users must seek proper training and instruction in their use before using or handling such products. Limited exclude all liability for injury to the extent permitted by law.